



My Writing Portfolio

3

Explorer 3

CLASS

NAME

Table of Contents

Unit 1	There Are a Lot of Candies	02
---------------	----------------------------------	----

Unit 2	The Journey of Food	06
---------------	---------------------------	----

Unit 3	How Many Cartons of Juice Do You Want?	10
---------------	--	----

Unit 4	Numbers of the Great Pyramids	14
---------------	-------------------------------------	----

Word Practice

Date: _____

Class: _____

Name: _____

No.	Word	Meaning	Word	Meaning
1	starve		푸드코트	
2	decide		달러	
3	dollar		배가 고프다	
4	multiply		다음의	
5	dumpling		계속 이어지는	
6	currency		에스컬레이터	
7	food court		고르다, 선택하다	
8	already		선택하다	
9	select		결정하다	
10	continuous		통화, 통용	
11	basement		만두	
12	call		부르다	
13	choose		곱하다	
14	next		벌써, 이미	
15	ready		국수	
16	escalator		준비가 된	
17	noodle		지하	

Smart Brainstorming

- Choose and complete the organizer.

How much food there is :

What Dona doesn't want to get :

There Are a Lot of Candies

What mom and Dona want to get :

How much hamburgers and cokes are :

No, I don't want noodles. / OK. Let's have some hamburgers.
/ There is a lot of food. / They're 10 dollars.

1st Draft

- Use your notes from the organizer in class.


Title	There Are a Lot of Candies
<p>Introduction</p> <p>How much food there is</p>	<p>Mom: There is _____ food. What do you want to _____? Dona: Well, let me see....</p>
<p>Body</p> <ul style="list-style-type: none"> • What Dona doesn't want to get • What mom and Dona want to get • How much hamburgers and cokes are 	<p>Mom: How about noodles? Dona: No, I don't want _____. Mom: Do you want some chicken? Dona: I can't _____. How about hamburgers? Mom: OK. Let's have some _____. Clerk: Good afternoon. What would you _____? Mom: Two hamburgers and two cokes, please. How _____ are they? Clerk: They're 10 _____. For here or to go? Mom: For here, please.</p>
<p>Conclusion</p>	<p>Clerk: They will be _____ in a few minutes.</p>

Key Words


noodles / dollars / ready / choose / hamburgers / a lot of / like / get / much

2nd Draft

- Write your second draft in class.
Use your teacher's feedback to help you.



- Translate your 2nd draft into Korean.



Word Practice

Date: _____

Class: _____

Name: _____

No.	Word	Meaning	Word	Meaning
1	material		삼키다	
2	liver		인후염	
3	nutrient		술을 마시다	
4	sore throat		식도	
5	chew		재료	
6	large intestine		소장	
7	swallow		여행	
8	small intestine		영양소	
9	particle		대장	
10	drink		위	
11	enzyme		빈	
12	empty		(고기가)질긴	
13	tough		산	
14	acid		씹다	
15	esophagus		효소	
16	journey		입자	
17	stomach		간	

Smart Brainstorming

- Choose and complete the organizer.

As you chew your food and swallow, :

In the stomach, :

The Journey of Food

After leaving your stomach, :

What's left of the food is mostly water and waste product :

strong acids and enzymes digest or break down the food, The food becomes food particles. You take some nutrients in the stomach. / food particles enter your small intestine. / This material then enters your large intestine. / the food travels through your esophagus.

1st Draft

- Use your notes from the organizer in class.


Title	The Journey of Food
Introduction	<p>First, food goes into your mouth. As you chew your food and _____, the food travels through your _____.</p>
Body	<p>An esophagus connects a mouth and a _____.</p> <p>In the stomach, strong _____ and enzymes digest or break down the food. The food becomes food _____.</p> <p>You take some _____ in the stomach. After leaving your stomach, food particles enter your _____.</p> <p>This is a long tube. As the food particles move along through it, they are digested. After that, by the time the food reaches the end of the small intestine, you take most of its nutrients. At this point, what's left of the food is mostly water and waste product.</p> <p>This _____ then enters your _____.</p> <p>A large intestine is also a long tube. It removes water from the waste products.</p>
Conclusion	<p>At the end, the waste will leave your body as stool.</p>

Key Words


small intestine / large intestine / swallow / esophagus / stomach / acids / nutrients / material / particles

2nd Draft

- Write your second draft in class.
Use your teacher's feedback to help you.



- Translate your 2nd draft into Korean.



Word Practice

Date: _____

Class: _____

Name: _____

No.	Word	Meaning	Word	Meaning
1	loaf		물건, 것들	
2	over there		기다리다	
3	vegetable		덩어리	
4	cart		카트, 소형운반차	
5	run out of		저쪽에, 저기에	
6	else		소설	
7	stuff		코너, 부문	
8	beverage		쇼핑	
9	aisle		통로	
10	bottle		부족하다	
11	carton		버섯	
12	grocery		식료품	
13	fiction		(음식, 음료 담는) 곽, 통	
14	shopping		병	
15	mushroom		그 밖의 다른	
16	wait		야채	
17	section		음료, 마실 것	

Smart Brainstorming

- Choose and complete the organizer.

What the woman is looking for :

A hot or cold drink :

How Many Cartons of Juice Do You Want?

Where the fruit section is :

What Mom wants
at the beverage section :

I'm looking for the fruit section. / It's on aisle 3. / I'd like
three cartons of juice. / And two bottles of water. / beverage

1st Draft

- Use your notes from the organizer in class.


Title	How Many Cartons of Juice Do You Want?
Introduction	Mom: I need mushrooms, green peppers and tomatoes.
<p data-bbox="306 933 432 987">Body</p> <ul data-bbox="215 1019 518 1390" style="list-style-type: none"> • A hot or cold drink • What the woman is looking for • Where the fruit section is • What mom wants at the beverage section 	<p data-bbox="572 774 1166 808">Dona: How many tomatoes do you need?</p> <p data-bbox="572 834 1259 868">Mom: I need five tomatoes. Put them in the cart.</p> <p data-bbox="572 894 1246 929">Dona: Do you want anything _____?</p> <p data-bbox="572 955 1294 989">Mom: No. Let's go to the _____ section.</p> <p data-bbox="572 1015 935 1049">Mom: Do you need help?</p> <p data-bbox="572 1075 1345 1110">Woman: Yes. I'm looking for the fruit _____.</p> <p data-bbox="572 1136 1034 1170">Mom: It's on _____ 3.</p> <p data-bbox="572 1196 1018 1231">Woman: Thank you very much.</p> <p data-bbox="572 1256 847 1291">Mom: My pleasure.</p> <p data-bbox="572 1317 1281 1351">Mom: Don't put too many things in the cart, Dona.</p> <p data-bbox="572 1377 1355 1412">Dona: How many _____ of juice do you want?</p> <p data-bbox="572 1438 1206 1472">Mom: I'd like three _____ of juice.</p> <p data-bbox="660 1498 1150 1532">And two _____ of water.</p>
Conclusion	<p data-bbox="572 1578 1313 1612">Dona: Yes. But...I'm hungry. It's already one o'clock.</p> <p data-bbox="572 1638 967 1673">Mom: OK. Let's have lunch.</p>

Key Words


section / beverage / else / aisle / cartons / cans / bottles

2nd Draft

- Write your second draft in class.
Use your teacher's feedback to help you.



- Translate your 2nd draft into Korean.



Word Practice

Date: _____

Class: _____

Name: _____

No.	Word	Meaning	Word	Meaning
1	weigh		영향	
2	destruction		보통	
3	sacrifice		도형	
4	actually		(평평한) 면	
5	impact		점진적인	
6	decrease		고대의	
7	tomb		위치	
8	plane		~이 들어 있다	
9	gradual		부식	
10	place		파괴	
11	ancient		희생물	
12	typically		거대한	
13	contain		무덤	
14	figure		실제로	
15	erosion		놓다	
16	position		무게가 ~이다	
17	massive		감소하다	

Smart Brainstorming

- Choose and complete the organizer.

What shape the base of the Great Pyramids is :

Who built pyramids :

Numbers of the Great Pyramids

A pyramid was originally 146.5 meters tall but in our days is 138.8 meters. :

When and how long Egyptians built the pyramids :

They are actually Square Pyramids because their base is a square. / The ancient Egyptians built pyramids as tombs for the pharaoh kings. / That's because of erosion and other reasons. / Egyptians built the pyramids during summer over 20 years.

1st Draft

- Use your notes from the organizer in class.

Title	Numbers of the Great Pyramids
<p>Introduction</p> <ul style="list-style-type: none"> • What shape the base of the Great Pyramids is • Who built pyramids 	<p>Have you heard of the Great Pyramids of Egypt? They are actually Square Pyramids because their base is a _____. The _____ built pyramids as tombs for the pharaoh kings.</p>
<p>Body</p> <p>When and how long Egyptians built the pyramids</p>	<p>I'll tell you a story about numbers of the Great Pyramids.</p> <ol style="list-style-type: none"> 1. A pyramid was _____ 146.5 meters tall but in our days is 138.8 meters. That's because of _____ and other reasons. 2. Each base side of a pyramid was 230.4 meters long, now is 227 meters. That's because of erosion and other reasons. 3. Egyptians built the pyramids during _____ over 20 years. 4. A pyramid _____ 2,300,000 stones. Now, let's do some simple math. Each of the stones _____ around 40 tons and the workers have to work for 365 days a year for 12 hours per day. They have to work for 20 years to build 2,300,000 stones. How often do the workers _____ a stone in the right _____? This means that the workers place a stone every 2.2 minutes.
<p>Conclusion</p>	<p>Don't you think to build a pyramid is a hard work?</p>

Key Words


square / ancient Egyptians / erosion / weighs / place / position / originally / summer / contains

2nd Draft

- Write your second draft in class.
Use your teacher's feedback to help you.



- Translate your 2nd draft into Korean.






My Writing Portfolio

3

My Writing Portfolio

Explorer 3




My Writing Portfolio 1

Explorer 1

CLASS

NAME




My Writing Portfolio 2

Explorer 2

CLASS

NAME




My Writing Portfolio 3

Explorer 3

CLASS

NAME



My Writing Portfolio 4

Explorer 4

CLASS

NAME




My Writing Portfolio 5

Explorer 5

CLASS

NAME




My Writing Portfolio 6

Explorer 6

CLASS

NAME




My Writing Portfolio 7

Explorer 7

CLASS

NAME



My Writing Portfolio 8

Explorer 8

CLASS

NAME