



My Writing Portfolio

4

Explorer 4

CLASS

NAME

Table of Contents

Unit 1	What Would You Like?	02
Unit 2	Manners at a Restaurant	06
Unit 3	May I Borrow Your Book?	10
Unit 4	Simple and Easy Volunteer Work	14

Word Practice

Date: _____

Class: _____

Name: _____

No.	Word	Meaning	Word	Meaning
1	rare		바다가재	
2	delicious		웨이트리스, 여종업원	
3	roast		식사	
4	seafood		후식	
5	well-done		잘 익은, 충분히 요리된	
6	waitress		(식당에서의) 주문	
7	order		맛있는	
8	meal		~로 유명하다	
9	lobster		초콜릿	
10	chocolate		지친	
11	vanilla		바닐라 맛의	
12	exhausted		덜 익은, 덜 구워진	
13	garlic		마늘	
14	appetizer		주된, 주요한	
15	be known for		구운 요리	
16	main		전채, 애피타이저	
17	dessert		해산물	

Smart Brainstorming

- Choose and complete the organizer.

What you would like for an appetizer :

What you would like for your main course :

What Would You Like?

How you would like your steak :

What you would like to drink :

I'd like cream soup. / I'd like corn soup. / I'd like a cream spaghetti.
/ I'd like a seafood spaghetti. / Rare, please. / Medium, please. /
Well-done, please. / Two glasses of wine, please.

1st Draft

- Use your notes from the organizer in class.

Title	What Would You Like?
Introduction	Waitress : May I take your _____? Dad : Sure.
<p style="text-align: center;">Body</p> <ul style="list-style-type: none"> • What you would like for an appetizer • What you would like for your main course • How you would like your steak • What you would like to drink 	Waitress : What would you like for an appetizer? Dad : I'd like _____. Mom: I'd like a salad. Waitress : What salad would you like? Mom : _____ salad, please. Waitress : What would you like for your main course? Mom : I'd like a _____ spaghetti. Dad : Beef steak, please. How about you, Eric? Eric : I'll have the same. Waitress : _____ would you like your steak? Rare, medium, or well-done? Dad : _____, please. Waitress : What would you like to _____? Eric : I'd like a coke. Dad : Two _____ of wine, please.
Conclusion	Waitress : Anything _____? Mom : Could you get me some water? Waitress : Sure.

Key Words

cream soup / corn soup / vegetable / seafood / cream / rare / medium / well-done / order / glasses / how / drink / else

2nd Draft

- Write your second draft in class.
Use your teacher's feedback to help you.

A light blue notepad with a folded top-right corner. It contains ten horizontal lines, each starting with a white circle on the left margin, intended for writing a second draft.

- Translate your 2nd draft into Korean.

Ten horizontal dotted lines provided for translating the second draft into Korean.

Word Practice

Date: _____

Class: _____

Name: _____

No.	Word	Meaning	Word	Meaning
1	hold		식히다	
2	switch		예의바른	
3	blow		놓다	
4	cool off		펼치다	
5	stretch		느슨하게	
6	chew		잡고 있다	
7	farthest		이쑤시개	
8	loosely		매너	
9	toothpick		당황스러운	
10	position		불다	
11	turn off		가장 먼	
12	unfold		바꾸다	
13	manners		씹다	
14	embarrassed		위치	
15	place		끄다	
16	silent		뺨치다	
17	polite		침묵의, 조용한	

Smart Brainstorming

- Choose and complete the organizer.

How you use the napkin :

After cutting food :

Manners at a Restaurant

How you should behave when you finish eating :

How you should place the napkin when you finish eating :

place your fork and knife in the 4:20 position / unfold the napkin on the table, and put it in your lap / eat food by switching fork to right hand / place the napkin loosely on the table

1st Draft

- Use your notes from the organizer in class.


Title	Manners at a Restaurant
<p>Introduction How you use the napkin</p>	<p>As soon as you are seated, _____ the napkin on the table, and put it in your lap.</p>
<p>Body</p>	<p>Don't use the napkin to clean your face or hands. Start with the knife, fork, or spoon that is _____ from your plate. Eat to your left, drink to your right. Hold a knife in your right hand and fork in your left hand. After cutting food, eat food by _____ fork to right hand. Don't _____ your hands to catch something across the table. Don't talk with food in your mouth. Chew with your mouth _____.</p> <p>Don't blow on your food to _____ it off. Don't make loud eating noises and don't talk too loud. Don't blow your nose at the table. When you visit the restroom, say "Excuse me," or "I'll be right back." Turn off your cell phone or switch it to silent. Don't use a _____.</p>
<p>Conclusion When you finish eating</p>	<p>When you finish eating, place your fork and knife in the 4:20 _____. Then place the napkin _____ on the table.</p>

Key Words


switching / unfold / farthest / toothpick / position / loosely / cool / stretch / closed

2nd Draft

- Write your second draft in class.
Use your teacher's feedback to help you.



- Translate your 2nd draft into Korean.



Word Practice

Date: _____

Class: _____

Name: _____

No.	Word	Meaning	Word	Meaning
1	keep		담배 피우기	
2	story		~해야 한다	
3	grade		그만 두다	
4	take a walk		학년	
5	address		네 번째	
6	borrow		쉬다	
7	underwear		독후감	
8	problem		문제	
9	rest		보관하다	
10	book report		산책하다	
11	about		두 번째	
12	fourth		빌려오다	
13	second		속옷	
14	heard		(건물의) 층	
15	quit		주소	
16	must		'듣다' 의 과거 형	
17	smoking		~에 대한	

Smart Brainstorming

- Choose and complete the organizer.

What grade Sara and Lisa are in :

Where the bathroom is :

May I Borrow Your Book?

May I use your bathroom, please?

What Lisa must write :

Sure. / It's on the second floor. / We're in the fourth grade. /
I must write a book report.

1st Draft

- Use your notes from the organizer in class.


Title	May I Borrow Your Book?
Introduction	<p>Mrs. Baker : Nice to meet you. I'm Mrs. Baker.</p> <p>Sara : Nice to meet you, too. I'm Sara and this is Lisa.</p>
<p>Body</p> <ul style="list-style-type: none"> • What grade Sara and Lisa are in • Where the bathroom is 	<p>Mrs. Baker : What grade are you in?</p> <p>Lisa : We're in the _____.</p> <p>Mrs. Baker : Let's have some _____ before we go out.</p> <p>Sara : Thank you.</p> <p>Lisa : _____ I use your bathroom, please?</p> <p>Mrs. Baker : Sure. It's on the _____ floor.</p> <p>Lisa : I had a great time. Can I go with you again?</p> <p>Sara : Sure. I may take a _____ with her tomorrow again.</p>
<p>Conclusion</p> <p>What Lisa must write</p>	<p>Lisa : _____ you do your homework?</p> <p>Sara: Yes, I did.</p> <p>Lisa : I _____ yet. May I borrow your book?</p> <p>Sara : Of course.</p> <p>Lisa: I must write a _____.</p>

Key Words


may / book report / fourth / second / grade / didn't / cookies / did / walk

2nd Draft

- Write your second draft in class.
Use your teacher's feedback to help you.



- Translate your 2nd draft into Korean.



Word Practice

Date: _____

Class: _____

Name: _____

No.	Word	Meaning	Word	Meaning
1	involve		물품	
2	homeless shelter		나누어 주다	
3	organization		참여시키다	
4	item		따로따로	
5	prepare		노숙자 쉼터	
6	distribute		더 이상 ~아닌	
7	volunteer		악기	
8	clean-up		단체	
9	neighborhood		시설	
10	public place		자원 봉사자	
11	no longer		어려움에 처한	
12	musical instrument		준비하다	
13	facility		이웃	
14	donate		공공장소	
15	annual		청소	
16	in need		기부하다	
17	separately		매년의	

Smart Brainstorming

- Choose and complete the organizer.

How you feel when you help others :

The volunteer work for your town :

Simple and Easy Volunteer Work

The volunteer work at a homeless shelter :

The volunteer work for old people in a facility :

Involve in clean-up for your neighborhood., Your town may have an annual spring clean-up. Join in and pick up trash in public places. / You also feel proud about yourself. / Then help to distribute meals. / Are you good at playing a musical instrument? Then play some music for them.

1st Draft

- Use your notes from the organizer in class.

Title	Simple and Easy Volunteer Work
<p>Introduction How you feel when you help others</p>	<p>Do you want to help others _____? When you help others, you will learn that your world becomes larger. You also feel _____ about yourself.</p>
<p>Body</p> <ul style="list-style-type: none"> • The volunteer work for your town • The volunteer work at a homeless shelter 	<p>Donate used toys, books, or clothes. Take a look around the house for items you no longer use. You can give them to other children. They may live in your _____ or other countries. _____ in clean-up for your neighborhood. Your town may have an _____ spring clean-up. Join in and pick up trash in _____. If your town doesn't have a clean-up day, go out with your parents and pick up trash in any public places. Go to homeless shelters. Meal times in _____ are busy. Meal times are an ideal time for you to work together with others. Help to prepare meals by making a salad, peeling potatoes, or making drinks. Then help to _____ meals.</p>
<p>Conclusion The volunteer work for old people in a facility</p>	<p>Visit old people in a _____. They may feel lonely. Read books, play board games, or talk with them. You can be a friend with them. Are you good at playing a _____? Then play some music for them.</p>

Key Words


musical instrument / facility / distribute / homeless shelters / public places / annual / neighborhood / proud / in need / involve

2nd Draft

- Write your second draft in class.
Use your teacher's feedback to help you.



- Translate your 2nd draft into Korean.






My Writing Portfolio

4

My Writing Portfolio

Explorer 4




My Writing Portfolio 1

Explorer 1

CLASS

NAME




My Writing Portfolio 2

Explorer 2

CLASS

NAME




My Writing Portfolio 3

Explorer 3

CLASS

NAME




My Writing Portfolio 4

Explorer 4

CLASS

NAME




My Writing Portfolio 5

Explorer 5

CLASS

NAME




My Writing Portfolio 6

Explorer 6

CLASS

NAME




My Writing Portfolio 7

Explorer 7

CLASS

NAME



My Writing Portfolio 8

Explorer 8

CLASS

NAME