



My Writing Portfolio

7

Flyer 7

CLASS

NAME

Table of Contents

Unit 1

I'm Going to Visit My Uncle 02

Unit 2

Florence Nightingale 06

Unit 3

I'll Meet My Uncle's Family 10

Unit 4

How Could He Keep His Promise? . . . 14

Word Practice

Date: _____

Class: _____

Name: _____

No.	Word	Meaning	Word	Meaning
1	beach		해변	
2	live		살다	
3	camping		캠핑	
4	vacation		섬	
5	stay		머무르다	
6	grandparents		피하다, 벗어나다	
7	special		특별한	
8	nothing		숲	
9	cover		막다, 방지하다	
10	join		~내내	
11	escape		독일	
12	through		방학	
13	prevent		덮다	
14	island		함께 하다, 가입하다	
15	Germany		아무것도 아닌	
16	exciting		신나는	
17	woods		조부모님	

Smart Brainstorming

- Choose and complete the organizer.

What Tim is going to do this summer :

Where Lisa's uncle lives :

I'm Going to Visit My Uncle

What Mike is going to do this summer :

What Lucy is going to do this summer :

He lives in Paris. / I'm going to go to the beach with my grandparents. / I'm going to go to an amusement park. / I'm going to go to Summer Camp. I will stay there through the summer.

1st Draft

- Use your notes from the organizer in class.


Title	I'm Going to Visit My Uncle
Introduction	Lisa : Summer _____ is coming. What are you going to do this summer?
Body <ul style="list-style-type: none"> • What Tim is going to do this summer • Where Lisa's uncle lives • What Mike is going to do this summer 	Tim : I'm going to go to an _____ park. What are you going to do? Lisa : I'm going to _____ my uncle. Tim : Where does he live? Lisa : He _____ in Paris. Tim : Really? It'll be fun to travel there. Lucy: What are you going to do this summer? Mike : I'm going to go to the _____ with my _____. They live in Miami. How about you?
Conclusion What Lucy is going to do this summer	Lucy : I'm going to go to Summer Camp. I will _____ there through the summer.

Key Words


amusement / visit / vacation / grandparents / lives / beach / stay

2nd Draft

- Write your second draft in class.
Use your teacher's feedback to help you.



- Translate your 2nd draft into Korean.



Word Practice

Date: _____

Class: _____

Name: _____

No.	Word	Meaning	Word	Meaning
1	break out		부상당한	
2	nursing school		치료하다, 고치다	
3	stinky		부유한	
4	oppose		지원하다, 후원하다	
5	support		간호학교	
6	angel		영웅(여자)	
7	set up		상	
8	die		죽다	
9	wounded		(비록) ~ 이긴 하지만	
10	rich		유명한	
11	although		~에 반대하다	
12	permission		천사	
13	famous		건립하다, 세우다	
14	award		허락, 허가	
15	return		약취가 나는	
16	heroine		돌아오다	
17	cure		발생하다	

Smart Brainstorming

- Choose and complete the organizer.

Although she didn't get her parents' permission, :

In 1853, what happened? :

Florence Nightingale

How the place was :

When she returned to Britain, how people thought about her :

When Florence returned to Britain, people thought she was a heroine. / In 1853 the Crimean War broke out. / she became a nurse. / The place was dirty and stinky.

1st Draft

- Use your notes from the organizer in class.


Title	Florence Nightingale
Introduction	Florence Nightingale was born in 1820. Her family was rich.
Body <ul style="list-style-type: none"> • In 1853, what happened? • How the place was 	<p>She wanted to help others, so she decided to be a nurse. Her parents _____ her decision to become a nurse. _____ she didn't get her parents' _____, she became a nurse. In 1853 the Crimean War _____. Florence went to Crimea. She worked at the Barrack Hospital at Scutari. There were thousands of sick and _____ men at the hospital. The place was dirty and _____. She cleaned the hospital and helped sick soldiers. The soldiers thought that Florence Nightingale was an angel.</p>
Conclusion <p>When she returned to Britain, how people thought about her</p>	<p>When Florence returned to Britain, people thought she was a _____. She got many awards but she did not want to be _____.</p>

Key Words


although / broke out / permission / opposed / wounded /
heroine / stinky / famous

2nd Draft

- Write your second draft in class.
Use your teacher's feedback to help you.



- Translate your 2nd draft into Korean.



Word Practice

Date: _____

Class: _____

Name: _____

No.	Word	Meaning	Word	Meaning
1	language		매다	
2	serve		소설	
3	novel		짐을 싸다	
4	trip		여행	
5	passport		떠나다	
6	fasten		생각	
7	safely		이륙하다	
8	flight attendant		승무원	
9	land		착륙하다	
10	bestseller		곧	
11	thought		제공하다	
12	Japanese		베스트셀러	
13	take off		여권	
14	keep		보관하다	
15	leave		일본어	
16	soon		안전하게	
17	pack		언어	

Smart Brainstorming

- Choose and complete the organizer.

What I'll do tomorrow :

What language they speak
in France :

I'll Meet My Uncle's Family

What I need to do for my trip :

May I see your boarding pass
and passport, please?

Sure. Here they are. / I'll leave for Paris tomorrow. / I'll meet my uncle's family. / I need to pack for my trip. / They speak French.

1st Draft

- Use your notes from the organizer in class.


Title	I'll Meet My Uncle's Family
<p>Introduction</p> <p>What I'll do tomorrow</p>	<p>Eric : When will you leave for Paris?</p> <p>Lisa : I'll _____ for Paris tomorrow. I'll _____ my uncle's family.</p>
<p>Body</p> <ul style="list-style-type: none"> • What language they speak in France • What I need to do for my trip 	<p>Eric : What _____ do they speak in France?</p> <p>Lisa : They speak _____.</p> <p>Tim: Can you speak French?</p> <p>Lisa : No, I can't.</p> <p>Tim : Are you _____ to leave?</p> <p>Lisa : No, I'm not.</p> <p>Eric : Do you need a camera?</p> <p>Lisa : Of course. I bought a new one yesterday. I have to go now. I need to _____ for my trip.</p>
<p>Conclusion</p>	<p>Ticket agent : May I see your boarding pass and _____, please?</p> <p>Lisa : Sure. Here they are.</p> <p>Ticket agent : Okay. Enjoy your _____!</p>

Key Words


language / leave / French / pack / passport / ready / trip / meet

2nd Draft

- Write your second draft in class.
Use your teacher's feedback to help you.



- Translate your 2nd draft into Korean.



Word Practice

Date: _____

Class: _____

Name: _____

No.	Word	Meaning	Word	Meaning
1	seem		원리	
2	time zone		천문대	
3	degree		안내	
4	air pressure		경도	
5	guide		위도	
6	sunrise		장소	
7	reach		기원	
8	place		(~인 것처럼) 보이다	
9	towards		일출	
10	principle		~의 약속을 지키다	
11	origin		표준시간대	
12	observatory		기압	
13	longitude		(각도의 단위인) 도	
14	keep one's promise		~에 이르다	
15	latitude		~쪽으로	
16	earth		지구	
17	different		다른	

Smart Brainstorming

- Choose and complete the organizer.

do something he promised :

How our earth moves :

How Could He Keep His Promise?

People who live within 0° longitude and 14° longitude use the same time. :

Walk for 24 hours towards the east by 15° longitude.

keep his promise / Our earth moves towards the east by 15° longitude for an hour. / They live in the same time zone. / Then you can reach at the same starting place.

1st Draft

- Use your notes from the organizer in class.

Title	How Could He Keep His Promise?
<p>Introduction</p> <p>do something he promised</p>	<p>Have you read the story 'Around the World in 80 days?' In that story the hero promised to travel the world in 80 days. But he finished in 81 days. At first he seemed to fail but he could keep his promise in the end. How could he _____?</p>
<p>Body</p> <p>• How our earth moves</p>	<p>Our earth moves _____ the east by 15° _____ for an hour. You are at 0° longitude and see the _____ at 6 a.m. Then your friend who is at 15° longitude sees the sunrise at 7 a.m. That means when you keep walking towards the east, you can save time. People who live within 0° longitude and 14° longitude use the same time. They live in the same _____. But people who live within 15° longitude and 29° longitude use another time. They live in the different time zone.</p>
<p>Conclusion</p>	<p>Walk for 24 hours towards the east by 15° longitude. Then you can _____ at the same starting _____. You can also save 1 day. That was the _____ why the hero could keep his promise.</p>

Key Words


sunrise / towards / place / reason / reach / time zone / longitude / keep his promise


2nd Draft

- Write your second draft in class.
Use your teacher's feedback to help you.



- Translate your 2nd draft into Korean.






My Writing Portfolio

7

My Writing Portfolio

Flyer 7




My Writing Portfolio 1

Flyer 1

CLASS

NAME




My Writing Portfolio 2

Flyer 2

CLASS

NAME




My Writing Portfolio 3

Flyer 3

CLASS

NAME




My Writing Portfolio 4

Flyer 4

CLASS

NAME




My Writing Portfolio 5

Flyer 5

CLASS

NAME




My Writing Portfolio 6

Flyer 6

CLASS

NAME




My Writing Portfolio 7

Flyer 7

CLASS

NAME



My Writing Portfolio 8

Flyer 8

CLASS

NAME