



My Writing Portfolio

8

Flyer 8

CLASS

NAME

Table of Contents

Unit 1

You're Younger than Me 02

Unit 2

Tips for Your Safe Summer Camp 06

Unit 3

I Don't Know How to Swim 10

Unit 4

Summer Activities 14

Word Practice

Date: _____

Class: _____

Name: _____

No.	Word	Meaning	Word	Meaning
1	shorter		어느, 어떤	
2	steam		그룹, 집단	
3	leader		지도자, 대표	
4	different		무거운	
5	form		호수	
6	canoe		다른	
7	younger		무지개	
8	group		더 키가 작은	
9	than		더 어린	
10	stronger		더 강한	
11	elect		선출하다	
12	rainbow		형태	
13	lake		~보다	
14	heavy		들어올리다	
15	which		수증기	
16	bottom		바닥	
17	lift		카누	

Smart Brainstorming

- Choose and complete the organizer.

What we're going to do tomorrow :

Who is younger :

You're Younger than Me

Who is shorter :

Who is stronger :

Who is taller :

You're younger than me. / But, I'm shorter than you. / Tony is stronger than Ben. / Tony is taller than Ben. / Tony is heavier than Ben. / We're going to go canoeing, too.

1st Draft

- Use your notes from the organizer in class.


Title	You're Younger than Me
Introduction What we're going to do tomorrow	Lucy : _____ are we going to go swimming? Mr. Jackson : Tomorrow. We're going to go _____ , too. Susan : That sounds fun! Mr. Jackson : It's time for lunch. Let's go.
Body <ul style="list-style-type: none"> • Who is younger • Who is shorter 	Ann : How _____ are you? Lucy : I'm 11 years old. And you? Ann : I'm 12. You're _____ than me. But, I'm _____ than you. Lucy : Where are you from, Adam? Adam : I'm from Brazil. How about you, Ann? Ann : I live in Canada, but my family is from China. Adam : _____ country is bigger, China or Brazil? Ann : China is _____ than Brazil.
Conclusion	Lucy : Who's _____ , Tony or Ben? Ann : Tony is _____ than Ben.

Key Words


old / younger / shorter / canoeing / when / which / stronger / taller heavier / bigger

2nd Draft

- Write your second draft in class.
Use your teacher's feedback to help you.



- Translate your 2nd draft into Korean.



Word Practice

Date: _____

Class: _____

Name: _____

No.	Word	Meaning	Word	Meaning
1	tick bite		정돈된, 단정한	
2	safety vest		잡초	
3	warning		제한하다	
4	weeds		진드기에 물린 것	
5	heart attack		수풀산림	
6	resources		피하다	
7	limit		대폭 감소시키다	
8	overgrown		직접	
9	shade		안전 조끼	
10	woods		그늘	
11	directly		심장마비	
12	neat		경고	
13	tuck		마구 자란	
14	deplete		자원	
15	avoid		밀어넣다	
16	provide		제공하다	
17	careful		주의깊은	

Smart Brainstorming

- Choose and complete the organizer.

What you can do at summer camp :

The tips you should follow when you want to go to woods :

Tips for Your Safe Summer Camp

The tips you should follow to be careful for hot sun :

The tips you should follow when you play in the pool :

Put on a safety vest if you can't swim well. / There, you can swim in the pool and hike through the woods. / Put on long sleeves, long pants, and tuck pants into socks. / Keep away from overgrown areas. / Limit sweetened drinks. They can deplete the body of water.

1st Draft

- Use your notes from the organizer in class.


Title	Tips for Your Safe Summer Camp
<p>Introduction</p> <p>What you can do at summer camp</p>	<p>You can go summer camp in summer. There, you can swim in the pool and hike through the _____. You can also take long walks, or ride a bike. Whether you go camping or not, you'd better know my tips for safe summer.</p>
<p>Body</p> <ul style="list-style-type: none"> • The tips you should follow when you want to go to woods • The tips you should follow to be careful for hot sun 	<p>Do you want to go to woods? Then be careful about _____.</p> <ul style="list-style-type: none"> - Put on long _____, long pants, and _____ pants into socks. - Keep away from _____ areas. - Don't sit on the ground _____. <p>Do you want to enjoy sun? Then be careful for hot sun.</p> <ul style="list-style-type: none"> - Drink enough water. - Avoid playing outside during peak sun hours. - Limit sweetened drinks. They can _____ the body of water.
<p>Conclusion</p> <p>The tips you should follow when you play in the pool</p>	<p>Do you want to play in the pool? When you play in the pool,</p> <ul style="list-style-type: none"> -Do some exercise before entering the pool. -Put on a _____ if you can't swim well.

Key Words


sleeves / tuck / overgrown / directly / woods / deplete / safety vest / tick bite

2nd Draft

- Write your second draft in class.
Use your teacher's feedback to help you.



- Translate your 2nd draft into Korean.



Word Practice

Date: _____

Class: _____

Name: _____

No.	Word	Meaning	Word	Meaning
1	sand castle		파도, 물결	
2	scuba diving		모래	
3	bring		모래성	
4	dive		(물속으로) 뛰어들다	
5	shore		수영복	
6	wave		조개껍데기	
7	high		높은, 강한	
8	surfing		파도타기	
9	collect		모으다	
10	seashell		윈드서핑	
11	swimsuit		가져오다	
12	build		스쿠버다이빙	
13	windsurfing		짓다, 쌓다	
14	water-skiing		수상스키	
15	sunscreen		자외선차단제	
16	necklace		목걸이	
17	sand		해변	

Smart Brainstorming

- Choose and complete the organizer.

What we shall pack :

Where I'll play :

I Don't Know How to Swim

What we have to put on :

What I don't know :

I'll play on the sand. / We have to put on sunscreen. / Let's take swimsuits and sunglasses. / The waves are big and strong, and I don't know how to swim.

1st Draft

- Use your notes from the organizer in class.


Title	I Don't Know How to Swim
<p>Introduction</p> <p>What we shall pack</p>	<p>Mike : What shall we pack?</p> <p>Olivia : Let's take _____ and sunglasses.</p>
<p>Body</p> <ul style="list-style-type: none"> • Where I'll play • What we have to put on • What I don't know 	<p>Mike : I want to go surfing and scuba diving.</p> <p>Olivia : Oh, no. I'll be scared.</p> <p>I'll play on the _____.</p> <p>Mike : What kind of _____ do you like?</p> <p>Olivia : I like tennis. I'm a _____ tennis player than you.</p> <p>Mike : Fantastic!</p> <p>Mom : Come on. It's really hot today. We have to put on _____.</p> <p>Mike : Let's _____ into the water.</p> <p>Mom : The waves are big and strong, and I don't know _____ swim.</p> <p>Mike : I'll teach you.</p>
<p>Conclusion</p>	<p>Olivia : Grandma, let's _____ a sand castle.</p> <p>Grandma : That's a good idea.</p>

Key Words


sand / sports / swimsuits / better / dive / sunscreen / build / how to

2nd Draft

- Write your second draft in class.
Use your teacher's feedback to help you.



- Translate your 2nd draft into Korean.



Word Practice

Date: _____

Class: _____

Name: _____

No.	Word	Meaning	Word	Meaning
1	sun block		물마루	
2	purpose		다양한	
3	kneel		중독성의	
4	international		조각	
5	safety rules		터널	
6	addictive		~과 유사하다	
7	indoor		목적	
8	various		외계인	
9	tunnel		서로 다르다	
10	vary		조약돌	
11	crest		안전 규칙	
12	sculpture		무릎을 꿇다	
13	be similar to		실내의	
14	pebble		자외선 차단 크림	
15	alien		국제적인	
16	quickly		빠르게	
17	follow		따르다	

Smart Brainstorming

- Choose and complete the organizer.

The tip you should follow when you make sand sculptures :

What you need when you play beach volleyball :

Summer Activities

What surfing is :

How surfing is :

But at the beach all you need are a net, a volleyball or a beach ball, and the sand. / Surfing is the sport of riding on the crest or along the tunnel of a wave. / Be sure to apply lots of sun block and wear a hat. / It may be difficult to learn. But it is very addictive.

1st Draft

- Use your notes from the organizer in class.


Title	Summer Activities
Introduction	Most of the children like hot summer. There are many fun summer activities. I'll tell you some.
<p>Body</p> <ul style="list-style-type: none"> • The tip you should follow when you make sand sculptures • What you need when you play beach volleyball 	<p>Making Sand Sculptures</p> <p>With the right tools making sand _____ can be easy and fun. You can make castles, turtles, aliens, or anything you want. Be sure to apply lots of _____ and wear a hat.</p> <p>Beach Volleyball</p> <p>Beach volleyball is _____ to indoor volleyball. But at the beach all you need are a net, a volleyball or a beach ball, and the _____. Even though there are _____ rules, you can make new rules for your fun game.</p>
<p>Conclusion</p> <ul style="list-style-type: none"> • What surfing is • How surfing is 	<p>Surfing</p> <p>Surfing is the sport of riding on the _____ or along the _____ of a wave. You can stand, kneel, or lie on a surfboard. It may be difficult to learn. But it is very _____.</p>

Key Words


sun block / similar / sculptures / sand / international / addictive / tunnel / crest

2nd Draft

- Write your second draft in class.
Use your teacher's feedback to help you.



- Translate your 2nd draft into Korean.






My Writing Portfolio

8

My Writing Portfolio

Flyer 8




My Writing Portfolio 1

Flyer 1

CLASS

NAME




My Writing Portfolio 2

Flyer 2

CLASS

NAME




My Writing Portfolio 3

Flyer 3

CLASS

NAME




My Writing Portfolio 4

Flyer 4

CLASS

NAME




My Writing Portfolio 5

Flyer 5

CLASS

NAME




My Writing Portfolio 6

Flyer 6

CLASS

NAME




My Writing Portfolio 7

Flyer 7

CLASS

NAME



My Writing Portfolio 8

Flyer 8

CLASS

NAME