



# My Writing Portfolio

# 5

Mover 5

CLASS

NAME



# Table of Contents

**Unit 1** Do You Like Ice Cream? ..... 02

**Unit 2** I See My Mom ..... 06

**Unit 3** Clap Your Hands ..... 10

**Unit 4** Let's Go to the Party ..... 14

# Word Practice

Date: \_\_\_\_\_ Class: \_\_\_\_\_ Name: \_\_\_\_\_

No.	Word	Meaning	Word	Meaning
1	nose		눈	
2	delicious		눈썹	
3	small		새	
4	cheek		작은	
5	flower		듣다	
6	juice		꽃	
7	eyebrow		마시다	
8	drink		나무	
9	hear		볼	
10	like		코	
11	tree		아름다운	
12	beautiful		맛있는	
13	pizza		주스	
14	bird		피자	
15	eye		좋아하다	

# Smart Brainstorming

- Choose and complete the organizer.

What I like :

What you see :

**Do You Like Ice Cream?**

Where the bird is :

What you hear :

I like pizza. / I like ice cream. / I like cats. / I see the dog. /  
I see the chair. / I see flowers. / I hear a bird singing. /  
It's on the tree.

# 1st Draft

- Use your notes from the organizer in class.


Title	Do You Like Ice Cream?
<p><b>Introduction</b></p> <p>What I like</p>	<p>I like _____.</p>
<p><b>Body</b></p> <ul style="list-style-type: none"> <li>• What you see</li> <li>• Where the bird is</li> </ul>	<p>What do you see?</p> <p>I see _____.</p> <p>Look at the bird. It's on the _____.</p> <p>What do you hear?</p>
<p><b>Conclusion</b></p> <p>What you hear</p>	<p>I hear a bird _____.</p> <p>It's good.</p>

## Key Words


ice cream / pizza / cats / flowers / the dog / the chair / tree / singing

# 2<sup>nd</sup> Draft

- Write your second draft in class.  
Use your teacher's feedback to help you.



- Translate your 2<sup>nd</sup> draft into Korean.



# Word Practice

Date: \_\_\_\_\_

Class: \_\_\_\_\_

Name: \_\_\_\_\_

No.	Word	Meaning	Word	Meaning
1	radio		라디오	
2	lip		아이스크림	
3	baby		편지	
4	letter		보다	
5	hair		아기	
6	write		귀	
7	see		입술	
8	mouth		쓰다	
9	ear		음악	
10	brown		입	
11	ice cream		머리카락	
12	music		갈색	
13	orange		주황색	
14	cute		귀여운	
15	listen		듣다	



# Smart Brainstorming

- Choose and complete the organizer.

What is red :

What is brown :

I See My Mom

What my brother is :

What is pink :

He is a baby. / My brother's hair is brown. /  
My mom's lips are red. / My dog's ears are pink.

# 1st Draft

- Use your notes from the organizer in class.


Title	I See My Mom
Introduction	What do you see?
<p data-bbox="300 1009 437 1065">Body</p> <ul data-bbox="204 1129 533 1302" style="list-style-type: none"> <li>• What is red</li> <li>• What is brown</li> <li>• What my brother is</li> </ul>	<p data-bbox="603 892 884 935">I see my mom.</p> <p data-bbox="603 1021 1219 1065">My mom's _____ are red.</p> <p data-bbox="603 1151 922 1194">I see my brother.</p> <p data-bbox="603 1280 1283 1323">My brother's _____ is brown.</p> <p data-bbox="603 1410 1027 1453">He is a _____.</p>
<p data-bbox="225 1548 507 1604">Conclusion</p> <p data-bbox="268 1625 469 1668">What is pink</p>	<p data-bbox="603 1560 858 1604">I see my dog.</p> <p data-bbox="603 1625 1235 1668">My dog's _____ are pink.</p>

## Key Words


ears / baby / hair / lips

# 2<sup>nd</sup> Draft

- Write your second draft in class.  
Use your teacher's feedback to help you.



- Translate your 2<sup>nd</sup> draft into Korean.



# Word Practice

Date: \_\_\_\_\_ Class: \_\_\_\_\_ Name: \_\_\_\_\_

No.	Word	Meaning	Word	Meaning
1	count		세다	
2	hand		팔	
3	class		수업	
4	speak		만지다	
5	touch		늦은, 지각한	
6	finger		위로	
7	shoulder		듣다	
8	arm		다리	
9	listen		말하다	
10	stand		손가락	
11	late		손	
12	up		머리	
13	leg		어깨	
14	neck		목	
15	head		일어나다	

# Smart Brainstorming

- Choose and complete the organizer.

Let's go to \_\_\_\_\_.

And listen to \_\_\_\_\_.

**Clap Your Hands**

Put your hands  
\_\_\_\_\_.

\_\_\_\_\_ to five.

the music / on your head / Count / yoga class

# 1st Draft

- Use your notes from the organizer in class.


Title	Clap Your Hands
Introduction	Let's go to yoga _____. We're _____. Hurry up!
Body	Close your eyes.  And _____ to the music.  Open your eyes. And _____ up.  Put your _____ on your head.
Conclusion	Stretch up your arms. _____ to five.

## Key Words


late / class / listen / hands / count / stand

# 2<sup>nd</sup> Draft

- Write your second draft in class.  
Use your teacher's feedback to help you.



- Translate your 2<sup>nd</sup> draft into Korean.



# Word Practice

Date: \_\_\_\_\_

Class: \_\_\_\_\_

Name: \_\_\_\_\_

No.	Word	Meaning	Word	Meaning
1	jump		춤추다	
2	window		게임	
3	dance		주위에	
4	game		뛰다	
5	run		서두르다	
6	fold		요가	
7	around		돌다	
8	foot		접다, 겹치다	
9	yoga		점프하다	
10	hurry		파티	
11	party		발	
12	turn		창문	
13	clap		박수치다	
14	fun		재미있는	
15	soccer		축구	



# Smart Brainstorming

- Choose and complete the organizer.

Where we go :

We're late. :

**Let's Go to the Party**

Let's play a game. :

Let's dance. :

Run, run. / Jump, jump. / Turn around, turn around. /  
Let's go to the party.

# 1st Draft

- Use your notes from the organizer in class.

Title	Let's Go to the Party
Introduction	Put on your jacket and pants.
<p>Body</p> <p>Where we go</p>	<p>Let's go to the _____.</p> <p>We're late.</p> <p>_____, run.</p> <p>Let's play a game.</p> <p>_____, jump.</p>
Conclusion	<p>Let's dance.</p> <p>_____ around, turn around.</p>

## Key Words


jump / run / party / turn

# 2<sup>nd</sup> Draft

- Write your second draft in class.  
Use your teacher's feedback to help you.



- Translate your 2<sup>nd</sup> draft into Korean.





# My Writing Portfolio

# 5

My Writing Portfolio

**Mover 5**




**My Writing Portfolio 1**

Mover 1

CLASS

NAME



**My Writing Portfolio 2**

Mover 2

CLASS

NAME



**My Writing Portfolio 3**

Mover 3

CLASS

NAME



**My Writing Portfolio 4**

Mover 4

CLASS

NAME



**My Writing Portfolio 5**

Mover 5

CLASS

NAME



**My Writing Portfolio 6**

Mover 6

CLASS

NAME




**My Writing Portfolio 7**

Mover 7

CLASS

NAME



**My Writing Portfolio 8**

Mover 8

CLASS

NAME