



My Writing Portfolio

8

Mover 8

CLASS

NAME

Table of Contents

Unit 1 There Are Three Triangles 02

Unit 2 In My Room 06

Unit 3 I'm Very Happy 10

Unit 4 Open the Box! 14

Word Practice

Date: _____

Class: _____

Name: _____

No.	Word	Meaning	Word	Meaning
1	glue		색칠하다	
2	square		나비	
3	paper		종이	
4	twenty		삼각형	
5	color		15, 열 다섯	
6	butterfly		건네주다	
7	triangle		접다	
8	shape		13, 열 셋	
9	fifteen		정사각형	
10	they		모양	
11	eleven		이것들	
12	thirteen		11, 열 하나	
13	these		폴	
14	pass		20, 스물	
15	fold		그것들	

Smart Brainstorming

- Choose and complete the organizer.

What these are :

What shape this is :

There Are Three Triangles

What I have :

Pass me the glue. :

It's a triangle. / It's a rectangle. / They're shapes. /
I have two squares and three circles. / Here it is.

1st Draft

- Use your notes from the organizer in class.


Title	There Are Three Triangles
Introduction	Hi, Lucy. What are these?
<p>Body</p> <ul style="list-style-type: none"> • What these are • What shape this is • What I have 	<p>They're _____.</p> <p>What shape is this?</p> <p>It's a _____.</p> <p>I have two _____ and three circles.</p> <p>Color the shapes, please.</p> <p>Glue the circles. _____ me the glue.</p>
Conclusion	Here it is.

Key Words


pass / squares / rectangle / triangle / shapes

2nd Draft

- Write your second draft in class.
Use your teacher's feedback to help you.



- Translate your 2nd draft into Korean.



Word Practice

Date: _____ Class: _____ Name: _____

No.	Word	Meaning	Word	Meaning
1	park		시계	
2	need		많은	
3	window		창문	
4	diamond		별 모양	
5	clock		공원	
6	star		직사각형	
7	rectangle		12, 열 두개	
8	twelve		눈사람	
9	snowman		원	
10	mirror		필요하다	
11	many		거울	
12	circle		다이아몬드	
13	draw		그리다	
14	ruler		자	
15	glue		(풀로) 붙이다	

Smart Brainstorming

- Choose and complete the organizer.

What shape the clock is :

What shape the mirror is :

In My Room

What shape the ruler is :

What shape the book is :

It is a star. / It is a circle. / It is a rectangle. /
It is a triangle. / It is a square.

1st Draft

- Use your notes from the organizer in class.


Title	In My Room
Introduction	There are _____ shapes in my room.
<p>Body</p> <ul style="list-style-type: none"> • What shape the clock is • What shape the mirror is • What shape the ruler is 	<p>What shape is the clock?</p> <p>It is a _____.</p> <p>What shape is the mirror?</p> <p>It is a _____.</p> <p>What shape is the ruler?</p> <p>It is a _____.</p>
<p>Conclusion</p> <p>What shape the book is</p>	<p>What shape is the book?</p> <p>It is a _____.</p>

Key Words


many / star / circle / square / triangle / rectangle

2nd Draft

- Write your second draft in class.
Use your teacher's feedback to help you.



- Translate your 2nd draft into Korean.



Word Practice

Date: _____

Class: _____

Name: _____

No.	Word	Meaning	Word	Meaning
1	yo-yo		화난	
2	enjoy		연	
3	pull		훌륭한, 대단한	
4	push		즐거운	
5	kite		지금, 이제	
6	happy		행복한	
7	now		요요	
8	toy car		밀다	
9	angry		당기다	
10	merry		많은	
11	sad		즐기다	
12	much		장난감 차	
13	great		열다	
14	open		크리스마스	
15	Christmas		슬픈	

Smart Brainstorming

- Choose and complete the organizer.

How you look :

How much I like this dress :

I'm Very Happy

What is in this box :

How you feel :

Wow, it's a doll. / Wow, it's a kite. / Wow, it's a toy car. / I'm very happy. / You look great. / I like this dress very much.

1st Draft

- Use your notes from the organizer in class.


Title	I'm Very Happy
Introduction	<p>Merry Christmas.</p> <p>Merry Christmas. Thank you for coming.</p>
<p>Body</p> <ul style="list-style-type: none"> • How you look • How much I like this dress • What is in this box • How you feel 	<p>You look _____.</p> <p>Thanks. You, too.</p> <p>I like this dress very _____.</p> <p>What's in this box?</p> <p>Wow, it's a _____.</p> <p>I'm very _____.</p>
Conclusion	<p>Help yourself!</p> <p>Thank you.</p>

Key Words


great / much / doll / toy car / kite / happy

2nd Draft

- Write your second draft in class.
Use your teacher's feedback to help you.



- Translate your 2nd draft into Korean.



Word Practice

Date: _____ Class: _____ Name: _____

No.	Word	Meaning	Word	Meaning
1	present		블록	
2	box		선물	
3	teddy bear		지루한	
4	up		상자	
5	bored		장난감 기차	
6	block		위로	
7	toy train		곰 인형	
8	robot		풍선	
9	gray		회색	
10	toy		로봇	
11	green		초록색	
12	balloon		장난감	
13	sleepy		졸린	
14	strong		강한	
15	tired		피곤한	

Smart Brainstorming

- Choose and complete the organizer.

What is in the red box :

What is in the yellow box :

Open the Box!

What is in the blue box :

What is in the green box :

Wow! It's a teddy bear. / Wow! It's a robot. / Wow! It's a yo-yo.
/ Wow! It's a toy train. / Oh, no! The balloons are going up.

1st Draft

- Use your notes from the organizer in class.


Title	Open the Box!
Introduction	<p>What is in the red box?</p> <p>Open the red box.</p>
<p>Body</p> <ul style="list-style-type: none"> • What is in the red box • What is in the yellow box • What is in the blue box 	<p>Wow! It's a _____.</p> <p>What is in the yellow box?</p> <p>Wow! It's a _____.</p> <p>What is in the blue box?</p> <p>Wow! It's a _____.</p> <p>What is in the green box?</p>
<p>Conclusion</p> <p>What is in the green box</p>	<p>Oh, no! The _____ are going up.</p>

Key Words


balloons / yo-yo / teddy bear / robot / toy train

2nd Draft

- Write your second draft in class.
Use your teacher's feedback to help you.



- Translate your 2nd draft into Korean.





My Writing Portfolio

8

My Writing Portfolio

Mover 8




My Writing Portfolio 1

Mover 1

CLASS

NAME



My Writing Portfolio 2

Mover 2

CLASS

NAME



My Writing Portfolio 3

Mover 3

CLASS

NAME




My Writing Portfolio 4

Mover 4

CLASS

NAME



My Writing Portfolio 5

Mover 5

CLASS

NAME




My Writing Portfolio 6

Mover 6

CLASS

NAME




My Writing Portfolio 7

Mover 7

CLASS

NAME



My Writing Portfolio 8

Mover 8

CLASS

NAME