



My Writing Portfolio

4

Runner 4

CLASS

NAME

Table of Contents

Unit 1 What Is on the First Floor? 02

Unit 2 Baking Bread 06

Unit 3 How Do I Look? 10

Unit 4 Symbols 14

Word Practice

Date: _____

Class: _____

Name: _____

No.	Word	Meaning	Word	Meaning
1	aquarium		청바지	
2	sweater		수족관	
3	ninth		여섯 번째	
4	tenth		스웨터	
5	movie theater		옷	
6	jeans		건물	
7	floor		백화점	
8	fifth		열 번째	
9	sixth		첫 번째	
10	prize		엘리베이터	
11	building		상	
12	department store		층	
13	clothes		영화관	
14	elevator		아홉 번째	
15	first		다섯 번째	

Smart Brainstorming

- Choose and complete the organizer.

Where we are going :

Which floor we are going to :

What Is on the First Floor?

What is on the first floor :

What I want :

The bookstore is on the first floor. / The bakery is on the first floor. / We're going to the department store. / Fifth floor. / Second floor. / I want a sweater and jeans. / I want a blouse and pants.

1st Draft

- Use your notes from the organizer in class.

Title	What Is on the First Floor?
Introduction Where we are going	Mom, where are we going? We're going to the _____.
Body <ul style="list-style-type: none"> • Which floor we are going to • What is on the first floor 	Where is the elevator? Mom, it's over there. Which _____ are we going to? _____ floor. What is on the first floor? The _____ is on the first floor.
Conclusion What I want	Let's get off. Yes, mom. There're lots of clothes. I want a _____ and _____. I see.

Key Words

sweater / blouse / pants / jeans / bookstore / bakery / department store / floor / fifth / second

2nd Draft

- Write your second draft in class.
Use your teacher's feedback to help you.

- Translate your 2nd draft into Korean.

Word Practice

Date: _____

Class: _____

Name: _____

No.	Word	Meaning	Word	Meaning
1	together		첨가하다	
2	pour		붓다	
3	stick		막대	
4	flour		맛보다	
5	mix		봉지	
6	degree		젓다	
7	mixture		혼합 재료	
8	package		조리법	
9	bowl		함께	
10	add		(온도 단위)도	
11	bake		굽다	
12	stir		밀가루	
13	dissolve		녹다, 녹이다	
14	taste		섞다	
15	recipe		그릇	

Smart Brainstorming

- Choose and complete the organizer.

What kind of story this is :

Mix yeast with warm water :

Baking Bread

Move the eggs around
with a spoon or stick :

How to bake :

Bake at 350 degrees for 30 minutes. / Stir the eggs /
Dissolve yeast in warm water. / Bread recipe

1st Draft

- Use your notes from the organizer in class.

Title	Baking Bread
Introduction What kind of story this is	Bread _____
Body <ul style="list-style-type: none"> • Mix yeast with warm water • Move the eggs around with a spoon or stick • How to bake 	<ol style="list-style-type: none"> 1. _____ yeast in warm water. 2. Heat milk and butter. 3. _____ the eggs and add some milk and butter. 4. Add some sugar and salt. 5. Pour the _____ into a bowl. 6. Mix them together. 7. Pour _____ into a pan. 8. Put the pan in the oven. 9. Bake at 350 _____ for 30 minutes.
Conclusion	<ol style="list-style-type: none"> 10. Now taste it.

Key Words

degrees / mixture / stir / dissolve / recipe / flour

2nd Draft

- Write your second draft in class.
Use your teacher's feedback to help you.

- Translate your 2nd draft into Korean.

Word Practice

Date: _____

Class: _____

Name: _____

No.	Word	Meaning	Word	Meaning
1	expensive		너무 ~한	
2	dress		꼭 조이는	
3	medium		스웨터	
4	belt		중간	
5	muffler		목도리	
6	fit		입어(신어)보다	
7	around		맞다	
8	tight		그저, 단지	
9	sweater		티셔츠	
10	just		작은	
11	too		드레스	
12	try on		입다	
13	T-shirt		허리띠	
14	small		비싼	
15	wear		여기저기	

Smart Brainstorming

- Choose and complete the organizer.

Can I help you?

What size you wear :

How Do I Look?

How it fits :

How I look :

I wear a medium size. / It's too big. / It's too long. /
You look pretty. / You look handsome. / You look great.
/ We're just looking around. Thanks.

1st Draft

- Use your notes from the organizer in class.

Title	How Do I Look?
Introduction	<p>Can I help you?</p> <p>We're _____ looking _____.</p>
<p>Body</p> <ul style="list-style-type: none"> • What size you wear • How it fits • How I look 	<p>Can I _____ this on? Of course.</p> <p>What size do you wear?</p> <p>I wear a _____ size.</p> <p>How does it fit? It's too _____.</p> <p>How about a small size? Yes.</p> <p>How do I look? You look _____.</p>
Conclusion	<p>I like this sweater. Let's take it.</p>

Key Words

medium / big / long / try / around / just / pretty / handsome / great

2nd Draft

- Write your second draft in class.
Use your teacher's feedback to help you.

- Translate your 2nd draft into Korean.

Word Practice

Date: _____

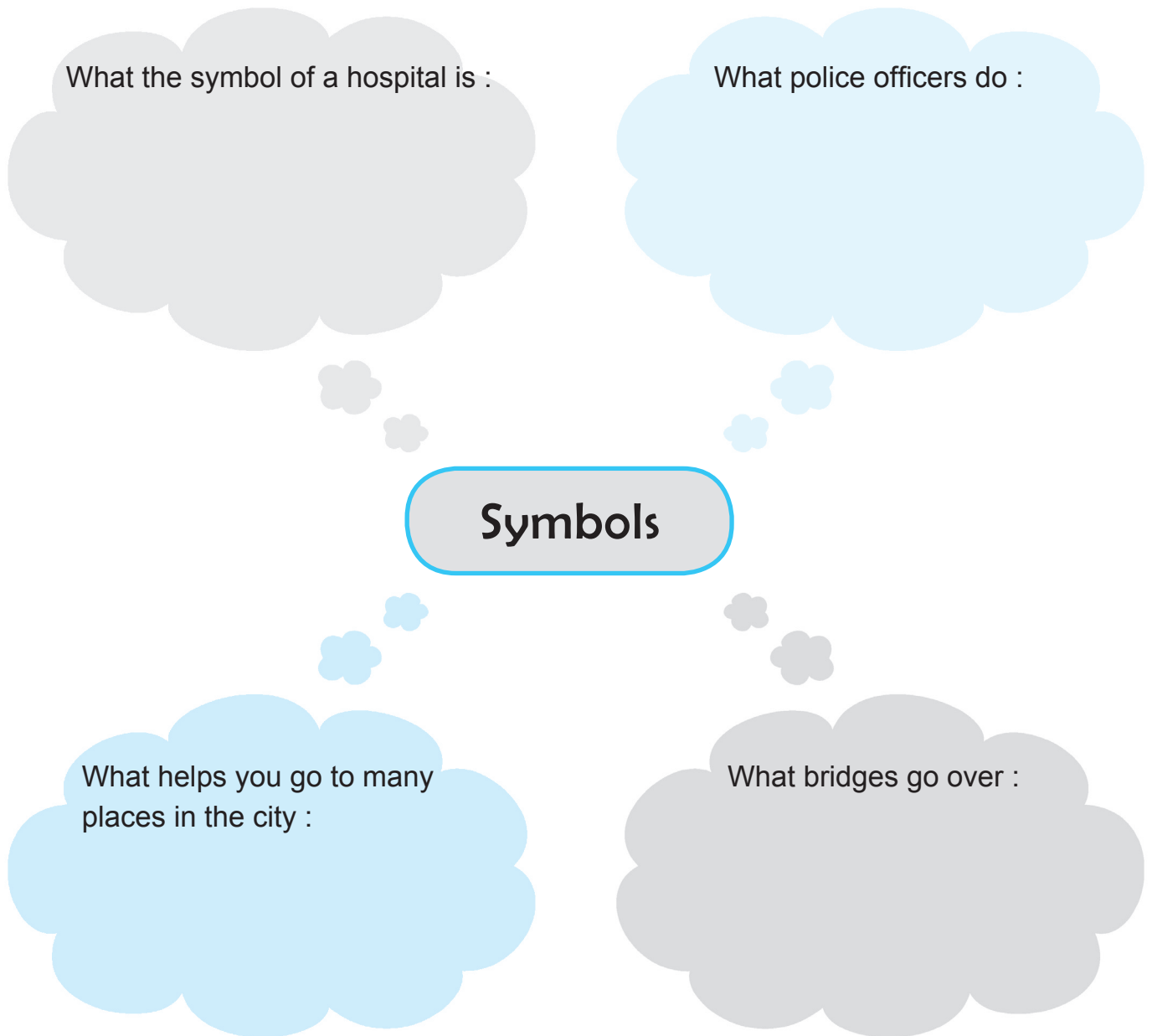
Class: _____

Name: _____

No.	Word	Meaning	Word	Meaning
1	care		돌보다, 보살피다	
2	often		자주, 흔히	
3	over		상징	
4	symbol		경찰관	
5	people		도시	
6	flow		모든 곳에, 어디나	
7	subway		길	
8	city		사람들	
9	police officer		지하철	
10	place		장소	
11	river		강	
12	cross		십자가	
13	bridge		다리	
14	everywhere		흐르다	
15	road		~너머	

Smart Brainstorming

- Choose and complete the organizer.



The subway helps you go to many places in the city. /
 Bridges go over rivers. / Police officers catch bad people.
 / The cross is the symbol of a hospital.

- Use your notes from the organizer in class.

Title	Symbols
Introduction	We see symbols _____.
<p>Body</p> <ul style="list-style-type: none"> • What the symbol of a hospital is • What police officers do • What helps you go to many places in the city 	<p>The _____ is the symbol of a hospital. Sick people go to the hospital. Doctors and nurses take _____ of them. This is the symbol of a police station. Police officers catch bad _____. Police officers take them to the police station. This is the symbol of a subway. The _____ helps you go to many places in the city.</p>
<p>Conclusion</p> <p>What bridges go over</p>	<p>Bridges go over _____.</p> <p>Can you draw the symbol of a bridge?</p>

Key Words


subway / cross / everywhere / people / rivers / care

2nd Draft

- Write your second draft in class.
Use your teacher's feedback to help you.



- Translate your 2nd draft into Korean.






My Writing Portfolio

4

My Writing Portfolio

Runner 4




My Writing Portfolio 1

Runner 1

CLASS

NAME




My Writing Portfolio 2

Runner 2

CLASS

NAME




My Writing Portfolio 3

Runner 3

CLASS

NAME




My Writing Portfolio 4

Runner 4

CLASS

NAME




My Writing Portfolio 5

Runner 5

CLASS

NAME




My Writing Portfolio 6

Runner 6

CLASS

NAME




My Writing Portfolio 7

Runner 7

CLASS

NAME



My Writing Portfolio 8

Runner 8

CLASS

NAME