



# My Writing Portfolio

# 7

Runner 7

CLASS

NAME



# Table of Contents

**Unit 1** How Far Is It? ..... 02

**Unit 2** The Huge Carrot ..... 06

**Unit 3** It's the Symbol of a School ..... 10

**Unit 4** I'm JJ ..... 14

# Word Practice

Date: \_\_\_\_\_

Class: \_\_\_\_\_

Name: \_\_\_\_\_

No.	Word	Meaning	Word	Meaning
1	left		문다	
2	address		왼쪽	
3	far		어떤 사람	
4	idea		생각	
5	straight		주소	
6	national		돌다	
7	museum		먼	
8	between		~사이에	
9	question		건너편에	
10	across		~뒤에	
11	laundry		세탁소	
12	ask		국가의, 독립의	
13	behind		박물관	
14	turn		질문	
15	someone		곧장, 직진으로	

# Smart Brainstorming

- Choose and complete the organizer.

What's the address :

Coon Street? I can't find it.  
Let's ask someone.

**How Far Is It?**

Where the National Museum is

How far it is from here :

That's a good idea. / 43 Coon Street. / It's about a 30-minute walk. / Well. Go straight and turn left at the bank. Then go across the street. You will see a police station. The museum is next to the police station.

# 1st Draft

- Use your notes from the organizer in class.

Title	How Far Is It?
Introduction	<p>We can't find the museum.</p> <p>What's the _____? 43 Coon Street. Coon Street? I can't find it. Let's ask _____.</p> <p>That's a good _____.</p>
<p>Body</p> <ul style="list-style-type: none"> <li>• Where the National Museum is</li> </ul>	<p>Excuse me. Do you know where Coon Street is ?</p> <p>Sorry, I don't know. What about the National Museum? The National Museum? That's on Cook Street. Oh, my! Cook Street?</p> <p>Well. Go _____ and _____ left at the bank. Then go across the street. You will see a police station. The museum is next to the police station. The museum is _____ the police station and the hospital.</p>
<p>Conclusion</p> <p>How far it is from here</p>	<p>How far is it from here?</p> <p>It's about a 30-minute _____.</p>

### Key Words

someone / idea / address / straight / turn / between / walk

# 2<sup>nd</sup> Draft

- Write your second draft in class.  
Use your teacher's feedback to help you.

- Translate your 2<sup>nd</sup> draft into Korean.

---

---

---

---

---

---

---

# Word Practice

Date: \_\_\_\_\_

Class: \_\_\_\_\_

Name: \_\_\_\_\_

No.	Word	Meaning	Word	Meaning
1	success		사업	
2	plant		성공	
3	finally		요청하다	
4	grow		자라다	
5	hard		그러나	
6	garden		정원	
7	sunflower		앞사귀들	
8	still		여전히	
9	seed		씨앗	
10	however		세계	
11	pull		당기다	
12	ask for		해바라기	
13	leaves		(나무, 씨앗등을) 심다	
14	business		마침내	
15	huge		거대한	



# Smart Brainstorming

- Choose and complete the organizer.

What my grandmother did in her garden :

What the carrot seeds became :

**The Huge Carrot**

What she did :

Why she went to the pigs :

She pulled and pulled one of them. / So, she went to the pigs to ask for help. / They became huge carrots in her garden. / She planted carrot seeds in her garden.

# 1st Draft

- Use your notes from the organizer in class.

Title	The Huge Carrot
Introduction	My grandmother had a big cow, two fat pigs and three black dogs.
<p>Body</p> <ul style="list-style-type: none"> <li>• What my grandmother did in her garden</li> <li>• What the carrot seeds became               <ul style="list-style-type: none"> <li>• What she did</li> </ul> </li> <li>• Why she went to the pigs</li> </ul>	<p>She _____ carrot _____ in her garden. The carrot seeds grew and _____. They became _____ carrots in her garden. She _____ and pulled one of them. However, she couldn't pull up the huge carrot. She went to the cow. "Help me!" She said. She and the cow pulled and pulled it, but it still wasn't pulled out. So, she went to the pigs to _____ for help. She, the cow and the pigs pulled and pulled it, but they couldn't pull it up. Then, she went to the dogs. "Help me!" She said. She, the cow, the pigs and the dogs pulled it together.</p>
Conclusion	<p>_____, they pulled it out.</p> <p>What a huge carrot!</p>

### Key Words

seeds / huge / grew / pulled / ask / planted / finally

### 2<sup>nd</sup> Draft

- Write your second draft in class.  
Use your teacher's feedback to help you.

- Translate your 2<sup>nd</sup> draft into Korean.

---

---

---

---

---

---

---

# Word Practice

Date: \_\_\_\_\_

Class: \_\_\_\_\_

Name: \_\_\_\_\_

No.	Word	Meaning	Word	Meaning
1	map		병원	
2	symbol		지도	
3	show		보여주다	
4	skateboard		비둘기	
5	orchard		상징기호	
6	peace		주차장	
7	church		마을	
8	hospital		스케이트보드	
9	parking lot		공중전화	
10	guess		과수원	
11	dove		절	
12	temple		평화	
13	passport		여권	
14	pay phone		추측하다, 생각하다	
15	town		교회	

# Smart Brainstorming

- Choose and complete the organizer.

What I want to ride :

Where the park is :

**It's the Symbol of a School**

What this picture is :

What tells us many things :

The symbols tell us many things. / It's the symbol of a school.  
/ It's next to the post office. / I want to ride my skateboard.

# 1st Draft

- Use your notes from the organizer in class.

Title	It's the Symbol of a School
Introduction	<p>Do you have a _____ map? Yes, I do.</p> <p>_____ the _____, please. Okay.</p>
<p>Body</p> <ul style="list-style-type: none"> <li>• What I want to ride</li> <li>• Where the park is</li> <li>• What this picture is</li> </ul>	<p>How do we get there? _____ bus.</p> <p>Great. I want to ride my _____.</p> <p>I want to go to the park and ride my bike.</p> <p>Where is the park? It's _____ the post office.</p> <p>What's this picture? It's the symbol of a _____.</p> <p>The school is across from the post office.</p> <p>I want to learn about symbols. Can you help me?</p> <p>Sure.</p>
<p>Conclusion</p> <p>What tells us many things</p>	<p>This is the symbol of a police station.</p> <p>The _____ tell us many things.</p>

### Key Words

next to / skateboard / town / show / map / symbols / school

### 2<sup>nd</sup> Draft

- Write your second draft in class.  
Use your teacher's feedback to help you.

- Translate your 2<sup>nd</sup> draft into Korean.

---

---

---

---

---

---

---

---

# Word Practice

Date: \_\_\_\_\_

Class: \_\_\_\_\_

Name: \_\_\_\_\_

No.	Word	Meaning	Word	Meaning
1	scared		고향	
2	land		우주선	
3	wallet		행성	
4	hate		싫어하다	
5	spaceship		무서워하는	
6	hometown		지붕	
7	roommate		룸메이트	
8	knock		외계인	
9	someday		언젠가	
10	light		빛	
11	planet		두드리다	
12	delicious		맛있는	
13	roof		지갑	
14	outside		밖에	
15	alien		착륙하다	



# Smart Brainstorming

- Choose and complete the organizer.

What landed on the roof of May's house :

What got out of the spaceship :

I'm JJ

What the green alien did :

Where JJ is from :

I'm from the planet B73. / He came to her window and knocked. / A green alien got out of the spaceship. / A spaceship landed on the roof of her house.

# 1st Draft

- Use your notes from the organizer in class.

Title	I'm JJ
Introduction	One night, May saw a light outside her bedroom window.
<p>Body</p> <ul style="list-style-type: none"> <li>• What landed on the roof of May's house</li> <li>• What got out of the spaceship</li> <li>• What the green alien did</li> <li>• Where JJ is from</li> </ul>	<p>A _____ landed on the _____ of her house. A green _____ got out of the spaceship. He came to her window and _____ . May opened it. "Hello! Welcome. What's your name?" May asked. "Hi! I'm JJ. I'm from the _____ B73," the alien said. "What do you want to do?" May asked. "I'm hungry. I want to eat something," JJ said. She gave him some cookies and milk.</p> <p>He told her about his _____. They talked for a long time.</p>
Conclusion	<p>May said, "Bye-bye. See you again."</p> <p>JJ said, "The cookies were _____. I'll miss you. Bye!"</p>

### Key Words


trips / spaceship / roof / alien / knocked / planet / delicious

### 2<sup>nd</sup> Draft

- Write your second draft in class.  
Use your teacher's feedback to help you.



- Translate your 2<sup>nd</sup> draft into Korean.






# My Writing Portfolio

# 7

## My Writing Portfolio Runner 7




**My Writing Portfolio 1**

Runner 1

CLASS

NAME




**My Writing Portfolio 2**

Runner 2

CLASS

NAME




**My Writing Portfolio 3**

Runner 3

CLASS

NAME




**My Writing Portfolio 4**

Runner 4

CLASS

NAME




**My Writing Portfolio 5**

Runner 5

CLASS

NAME




**My Writing Portfolio 6**

Runner 6

CLASS

NAME




**My Writing Portfolio 7**

Runner 7

CLASS

NAME



**My Writing Portfolio 8**

Runner 8

CLASS

NAME