



# My Writing Portfolio

# 1

Walker 1

CLASS

NAME



# Table of Contents

---

**Unit 1** It's Sunny ..... 02

**Unit 2** Look at the Animals! ..... 06

**Unit 3** They're Sleeping ..... 10

**Unit 4** The Sandwich ..... 14

## Word Practice

Date: \_\_\_\_\_

Class: \_\_\_\_\_

Name: \_\_\_\_\_

No.	Word	Meaning	Word	Meaning
1	zoo		비가 오는	
2	sunny		모자	
3	cap		날씨	
4	today		걱정하다	
5	cool		구름 많은, 흐린	
6	wake		동물원	
7	cold		일어나다	
8	hot		아침식사	
9	cloudy		더운	
10	rainy		시원한	
11	let's(=let us)		추운	
12	weather		맑은, 화창한	
13	breakfast		오늘	
14	warm		~하자	
15	worry		따뜻한	

# Smart Brainstorming

- Choose and complete the organizer.



sunny / warm / wash your face / brush your teeth /  
wash your hands / go to the zoo / go to the park / have  
two caps / have two fans

## 1st Draft

- Use your notes from the organizer in class.


Title	It's Sunny.
Introduction	Jake! Wake up.
<b>Body</b> <ul style="list-style-type: none"> <li>• How the weather is today</li> <li>• Where I can go</li> <li>• What mom tells me to do</li> <li>• What I have</li> </ul>	<p>How's the weather today, mom?</p> <p>It's _____.</p> <p>I can go to the _____.</p> <p>_____ and eat your breakfast.</p> <p>It's too hot.</p> <p>Don't worry. I have two _____.</p> <p>Here is one. Thank you.</p>
Conclusion	Let's go to the _____.

**Key Words**


sunny / warm / wash your face / brush your teeth / wash your hands / zoo / park / caps / fans

## 2<sup>nd</sup> Draft

- Write your second draft in class.  
Use your teacher's feedback to help you.



- Translate your 2<sup>nd</sup> draft into Korean.



## Word Practice

Date: \_\_\_\_\_

Class: \_\_\_\_\_

Name: \_\_\_\_\_

No.	Word	Meaning	Word	Meaning
1	baby		하다	
2	happy		젖소	
3	cow		행복한	
4	chicken		아기	
5	run		그것의	
6	milk		시간	
7	time		닭	
8	do		친구	
9	wash		달리다	
10	friend		씻다, 씻기다	
11	its		우유	
12	play		놀다	
13	duck		오리	
14	make		만들다	
15	touch		만지다	

# Smart Brainstorming

- Choose and complete the organizer.

What I'm doing with the duck :

What he's playing with :

**Look at the Animals!**

What I'm doing with the pig :

What I'm touching :

the baby ducks / the baby cows / the baby dogs / the dog  
/ the cow / playing / feeding / washing

## 1st Draft

- Use your notes from the organizer in class.


Title	Look at the Animals!
Introduction	Look at the duck and its babies.
<b>Body</b> <ul style="list-style-type: none"> <li>• What I'm doing with the duck</li> <li>• What he's playing with</li> <li>• What I'm doing with the pig</li> <li>• What I'm touching</li> </ul>	<p>I'm _____ with the duck.</p> <p>He's playing with _____.</p> <p>Look at the pig and its babies.</p> <p>I'm _____ the pig.</p> <p>He's _____ the baby pigs.</p> <p>Look at the _____ and its babies.</p> <p>I'm touching the _____.</p> <p>He's touching the _____.</p>
Conclusion	We have a happy time.

**Key Words**


the baby ducks / the baby cows / the baby dogs / the dog /  
the cow / playing / feeding / washing

## 2<sup>nd</sup> Draft

- Write your second draft in class.  
Use your teacher's feedback to help you.



- Translate your 2<sup>nd</sup> draft into Korean.



## Word Practice

Date: \_\_\_\_\_

Class: \_\_\_\_\_

Name: \_\_\_\_\_

No.	Word	Meaning	Word	Meaning
1	monkey		마시다	
2	read		점심	
3	fox		공부하다	
4	look at		자다	
5	lion		사자	
6	roar		고릴라	
7	tiger		여우	
8	sleep		꿈	
9	drink		으르렁	
10	study		기린	
11	bear		~을 보다	
12	gorilla		원숭이	
13	elephant		읽다	
14	lunch		호랑이	
15	giraffe		코끼리	

# Smart Brainstorming

- Choose and complete the organizer.

What the monkeys are doing :

What the gorillas are doing:

**They're Sleeping**

What the giraffes are doing :

What animal and how many there are :

lions / bears / five / three / drinking water / sleeping  
/ walking / eating lunch

## 1st Draft

- Use your notes from the organizer in class.

Title	They're Sleeping
<b>Introduction</b> What the monkeys are doing	_____ the monkeys. They're _____.
<b>Body</b> <ul style="list-style-type: none"> <li>• What the gorillas                are doing</li> <li>• What the giraffes                are doing</li> <li>• What animal and                how many there are</li> </ul>	What are those? They're gorillas.  What are they doing? They're _____.  The giraffes are _____.  How many _____ are there?  There are _____ _____.
<b>Conclusion</b>	Roar! Roar! Don't do that!

**Key Words**


lions / bears / five / three / drinking water / sleeping  
 / walking / eating lunch / look at

## 2<sup>nd</sup> Draft

- Write your second draft in class.  
Use your teacher's feedback to help you.



- Translate your 2<sup>nd</sup> draft into Korean.



## Word Practice

Date: \_\_\_\_\_

Class: \_\_\_\_\_

Name: \_\_\_\_\_

No.	Word	Meaning	Word	Meaning
1	slice		치즈	
2	sugar		큰 둥근 그릇	
3	bread		햄	
4	boil		놓다	
5	bowl		얇게 썰다	
6	add		섞다	
7	sandwich		샌드위치	
8	put		설탕	
9	vegetable		끓이다, 삶다	
10	cheese		더하다, 추가하다	
11	mix		빵	
12	ham		야채	
13	dressing		드레싱, 소스	
14	garden		정원	
15	potato		감자	

# Smart Brainstorming

- Choose and complete the organizer.

What we need to make sandwiches :

How to cook vegetables and eggs :

**The Sandwich**

How to cut the ham and the cheese :

Where to put the ham and the cheese :

vegetables and eggs / ham and cheese / boil potatoes and eggs / put the vegetables and the eggs in a big bowl / add some dressing / slice the ham and the cheese / on the bread

## 1st Draft

- Use your notes from the organizer in class.


Title	The Sandwich
Introduction	Let's make sandwiches.
<b>Body</b> <ul style="list-style-type: none"> <li>• What we need to make sandwiches</li> <li>• How to cook vegetables and eggs</li> <li>• How to cut the ham and the cheese</li> <li>• Where to put the ham and the cheese</li> </ul>	<p>We need vegetables and _____. We need _____ and cheese, too.</p> <p>_____ potatoes and eggs. Put the vegetables and the eggs in a big _____. _____ some dressing and mix them together. _____ the ham and the cheese. Put the ham and the cheese on the _____. Put the _____ on the cheese.</p>
Conclusion	Let's eat sandwiches.

**Key Words**


vegetables / ham / boil / add / slice / bowl / bread / eggs

## 2<sup>nd</sup> Draft

- Write your second draft in class.  
Use your teacher's feedback to help you.



- Translate your 2<sup>nd</sup> draft into Korean.





# My Writing Portfolio

# 1

My Writing Portfolio

**Walker 1**




**My Writing Portfolio 1**

Walker 1

CLASS

NAME




**My Writing Portfolio 2**

Walker 2

CLASS

NAME




**My Writing Portfolio 3**

Walker 3

CLASS

NAME



**My Writing Portfolio 4**

Walker 4

CLASS

NAME




**My Writing Portfolio 5**

Walker 5

CLASS

NAME




**My Writing Portfolio 6**

Walker 6

CLASS

NAME



**My Writing Portfolio 7**

Walker 7

CLASS

NAME



**My Writing Portfolio 8**

Walker 8

CLASS

NAME