



# My Writing Portfolio

# 6

**Walker 6**

CLASS

NAME



# Table of Contents

---

**Unit 1** She Wants a Sandwich ..... 02

**Unit 2** We Want Something ..... 06

**Unit 3** What Does She Need? ..... 10

**Unit 4** Shopping Day ..... 14

## Word Practice

Date: \_\_\_\_\_

Class: \_\_\_\_\_

Name: \_\_\_\_\_

No.	Word	Meaning	Word	Meaning
1	minute		음식	
2	cheese		차	
3	hamburger		야채	
4	salad		샐러드	
5	ham		샤워	
6	supermarket		햄버거	
7	dinner		요리하다	
8	vegetable		햄	
9	bathroom		슈퍼마켓	
10	wait		양배추	
11	cabbage		분	
12	food		욕실	
13	cook		기다리다	
14	tea		저녁식사	
15	shower		치즈	

# Smart Brainstorming

- Choose and complete the organizer.

Where Sara and Jun are :

What dad is doing :

**She Wants a Sandwich**

What Sara needs :

What Sara is doing :

Sara needs a cabbage. / They're at the supermarket. /  
He's taking a shower. / Sara is making a vegetable salad.

## 1st Draft

- Use your notes from the organizer in class.


Title	She Wants a Sandwich
<b>Introduction</b> Where Sara and Jun are	Where are Sara and Jun? They're at the _____.
<b>Body</b> <ul style="list-style-type: none"> <li>• What Sara needs</li> <li>• What dad is doing</li> </ul>	Sara needs a _____. Where is dad? He's in the _____. He's taking a _____. What is Jun doing? She's making sandwiches. I'm hungry. I want some _____.
<b>Conclusion</b> What Sara is doing	Sara is making a _____ salad. Let's wait for her.

**Key Words**


vegetable / food / shower / bathroom / cabbage /  
supermarket

### 2<sup>nd</sup> Draft

- Write your second draft in class.  
Use your teacher's feedback to help you.



- Translate your 2<sup>nd</sup> draft into Korean.



## Word Practice

Date: \_\_\_\_\_

Class: \_\_\_\_\_

Name: \_\_\_\_\_

No.	Word	Meaning	Word	Meaning
1	hungry		돈	
2	elephant		녹색의	
3	box		긴	
4	bakery		배고픈	
5	dollar		장난감 가게	
6	long		어떤 것	
7	toy shop		제과점	
8	money		코끼리	
9	short		가구	
10	green		달러	
11	something		상자	
12	furniture		짧은	
13	all		모든	
14	lose		건강	
15	health		잃다, 잃어버리다	



# Smart Brainstorming

- Choose and complete the organizer.

Where Dad snake and Baby snake go :

What Dad snake wants :

**We Want Something**

How much the blue car is :

Why Duck can't get the blue car :

Dad snake wants the long one. / Dad snake and Baby snake go to the furniture store. / The blue car is four dollars, / but he has no money.

## 1st Draft

- Use your notes from the organizer in class.


Title	We Want Something
<b>Introduction</b> Where Dad snake and Baby snake go	Dad snake and Baby snake go to the _____ store.
<b>Body</b>  What Dad snake wants	There are a long bed and a short bed.  Dad snake wants the _____ one.  Baby snake wants the short one.  Duck goes to the _____.  There are a blue car and a green car.  Duck wants the blue one.
<b>Conclusion</b> How much the blue car is Why Duck can't get the blue car	The blue car is four _____, but he has no _____.

**Key Words**


dollars / money / toy shop / long / furniture

## 2<sup>nd</sup> Draft

- Write your second draft in class.  
Use your teacher's feedback to help you.



- Translate your 2<sup>nd</sup> draft into Korean.



## Word Practice

Date: \_\_\_\_\_

Class: \_\_\_\_\_

Name: \_\_\_\_\_

No.	Word	Meaning	Word	Meaning
1	spoon		양파	
2	want		물주다	
3	for		드레싱 (소스)	
4	some		돕다	
5	plant		손가락	
6	kite		날다	
7	fly		연	
8	mix		원하다	
9	help		배고픈	
10	dish		접시	
11	water		~을 위한	
12	hungry		오르다	
13	dressing		심다	
14	climb		약간의	
15	onion		섞다	

# Smart Brainstorming

- Choose and complete the organizer.

Can I help you?

What mom needs :

**What Does She Need?**

Are you hungry? :

Does dad want any food?

She needs a dish. / Yes, I am. / Yes, he does. / Yes, please. Mix the vegetables with dressing, please.

## 1st Draft

- Use your notes from the organizer in class.


Title	What Does She Need?
Introduction	<p>Can I help you? Yes, please.</p> <p>_____ the vegetables with dressing, please.</p>
Body	<p>What does mom need?</p> <p>She needs a _____.</p> <p>Are you _____? Yes, I am.</p> <p>Does dad want any _____? Yes, he does.</p> <p>These are _____ you.</p> <p>Dad, do you want some sandwiches?</p>
Conclusion	<p>Yes, I do. Thanks.</p>

## Key Words


dish / hungry / food / for / mix

## 2<sup>nd</sup> Draft

- Write your second draft in class.  
Use your teacher's feedback to help you.



- Translate your 2<sup>nd</sup> draft into Korean.



## Word Practice

Date: \_\_\_\_\_

Class: \_\_\_\_\_

Name: \_\_\_\_\_

No.	Word	Meaning	Word	Meaning
1	second		세 번째	
2	floor		시장	
3	across		층	
4	dragon		작은	
5	street		머리핀	
6	shopping		용	
7	third		보라색의	
8	purple		많은	
9	little		거리	
10	hairpin		쇼핑	
11	market		두 번째	
12	fifth		맞은 편에	
13	department store		백화점	
14	lots of		햄버거	
15	hamburger		다섯 번째	



# Smart Brainstorming

- Choose and complete the organizer.

What Jina does today :

Which floor she is on :

**Shopping Day**

What she buys for her mom :

What she buys for her little brother :

She's on the first floor. / She buys a purple hairpin for her mom. / Today Jina goes shopping to the department store. / She buys a green dragon.

## 1st Draft

- Use your notes from the organizer in class.


Title	Shopping Day
<b>Introduction</b> What Jina does today	Today Jina goes _____ to the _____ .
<b>Body</b> <ul style="list-style-type: none"> <li>• Which floor she is on</li> <li>• What she buys for her mom</li> <li>• What she buys for her little brother</li> </ul>	She's on the first _____. She buys a _____ _____ for her mom. Her mom has lots of hairpins. She's on the second floor. She buys a toy for her little brother. She buys a green _____.
<b>Conclusion</b>	Her brother likes playing with dragons.

**Key Words**

department store / floor / purple / hairpin / shopping / dragon


## 2<sup>nd</sup> Draft

- Write your second draft in class.  
Use your teacher's feedback to help you.




A light blue notepad with a folded top-right corner. It contains ten horizontal lines, each starting with a white dot, providing a space for writing the second draft.

- Translate your 2<sup>nd</sup> draft into Korean.



Six horizontal dotted lines for translating the second draft into Korean.



# My Writing Portfolio

# 6

## My Writing Portfolio Walker 6




**My Writing Portfolio 1**

Walker 1

CLASS

NAME




**My Writing Portfolio 2**

Walker 2

CLASS

NAME




**My Writing Portfolio 3**

Walker 3

CLASS

NAME



**My Writing Portfolio 4**

Walker 4

CLASS

NAME




**My Writing Portfolio 5**

Walker 5

CLASS

NAME




**My Writing Portfolio 6**

Walker 6

CLASS

NAME



**My Writing Portfolio 7**

Walker 7

CLASS

NAME



**My Writing Portfolio 8**

Walker 8

CLASS

NAME